

# Timber Retreat



## PICTURED STANDARD OPTIONS

- 18x18
- Dark oak stain and charcoal gray roofing
- 2' 6", 4 x 8 braces with curve.
- Small 1 piece post base
- Half square header end detail.
- 7/12 roof pitch.

## PICTURED UPGRADES

- Metal shake roofing
- Stone wall and cement floor

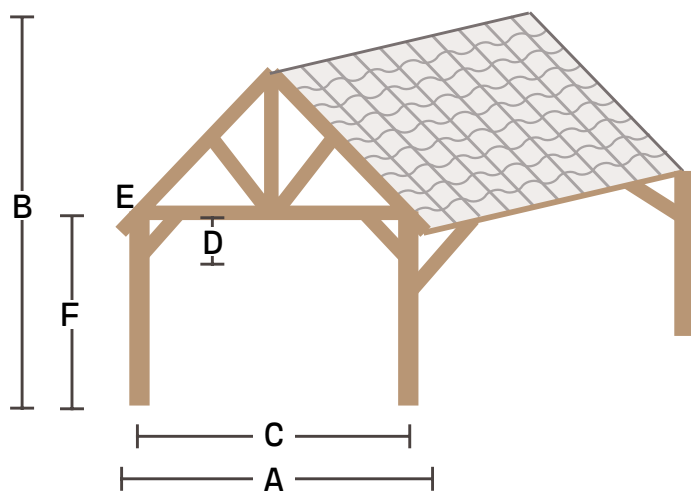
## THE TIMBER RETREAT

boasts a classic pavilion design. Its open gable allows you to get a full view of the rich timbers and their unique joinery from both inside and outside. A stone wall upgrade can add another dimension of luxury to the Timber Retreat.



## Standard Construction

- 8x8 Post
- 8x10 Header
- 4x8 Rafters
- Tongue & Groove Roof Decking
- Ag Metal or Asphalt Shingles
- Pre-cut, Pre-stained



## Specifications

### AVAILABLE SIZES :

10' 12' 14' 16' 18' 20' 24'

<b>A</b>	Outside of roof to outside of roof standard overhang is 16"	12'8"	14'8"	16'8"	18'8"	20'8"	22'8"	26'8"
<b>B</b>	Overall height. Standard roof pitch is $\frac{1}{2}$	13'2"	13'11"	14'8"	15'5"	16'2"	16'11"	18'5"
<b>C</b>	Outside of post to outside of post	10'	12'	14'	16'	18'	20'	24'
<b>D</b>	Brace size (available in 2', 2' 6", 3')							
<b>E</b>	Header end detail.							
<b>F</b>	8' standard post length. Post length = distance to bottom of header							

\*Any pavilion larger than 18 x 18 will require additional post on eve side. Max gable side header length is 36' without adding a post to the gable side.

# Alpine Lodge



## PICTURED STANDARD OPTIONS

- 12x16
- Square header end detail
- Dark stain oak
- Shingle Roofing
- 9/12 roof pitch
- 4 x 8 braces without curve (2'gable) 3' on sides
- Large 2 piece post base

## PICTURED UPGRADES

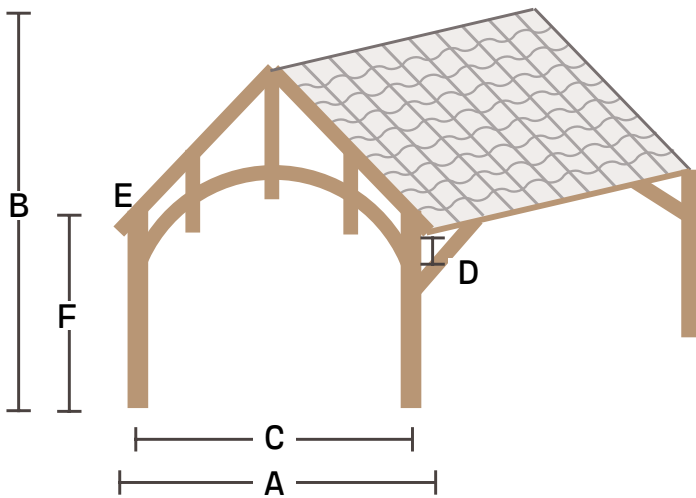
- Metal shake roofing
- Stone wall and cement floor

Much like the Timber Retreat, the **ALPINE LODGE** creates an open-air, shaded patio cover or carport and offers more of a deluxe timber frame appeal with the hammer truss gable design.



### Standard Construction

- 8x8 Post
- 8x10 Header
- 4x8 Rafters or 6x8 Rafters
- Tongue & Groove Roof Decking
- Ag Metal or Asphalt Shingles
- Pre-cut, Pre-stained



### Specifications

AVAILABLE SIZES :				
	10'	12'	14'	16'
<b>A</b>	Outside of roof to outside of roof standard overhang is 16"			
	12'8"	14'8"	16'8"	18'8"
<b>B</b>	Overall height. Standard roof pitch is 1/2			
	13'2"	13'11"	14'8"	15'5"
<b>C</b>	Outside of post to outside of post			
	10'	12'	14'	16'
<b>D</b>	Brace size (available in 2', 2' 6", 3')			
<b>E</b>	Header end detail.			
<b>F</b>	8' standard post length. Post length = distance to bottom of header			

# Forest Melody



## PICTURED STANDARD OPTIONS

- 16x16
- Smoke stain
- Square header end detail
- 5/15 roof pitch
- Shingle roofing, 2' & 2' 6"
- 3', 4' x 8' braces with curve
- 2 piece small post base

## PICTURED UPGRADES

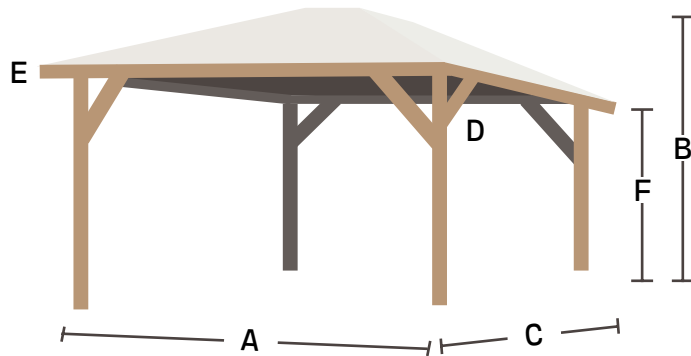
- 36 x 36 cedar cupola with coppertone roof
- Paver stone columns on back two posts
- Paver wall on back side

The quality timber construction; treated floors; ULS high build satin, low VOC penetrating stain; and 40-year metal roofing of this budget option make it a frontrunner in the market. A smart budget choice for sure.



### Standard Construction

- 6x6 Post & 6x8 Headers
- 2x4 Rafters, 24" on Center
- Tongue & Groove Roof Decking
- Ag Metal or Asphalt Shingles
- Pre-cut, Pre-stained



### Specifications

AVAILABLE SIZES :							
	10'	12'	14'	16'	18'	20'	24'
<b>A</b>	Outside of roof to outside of roof standard overhang is 16"						
	12'	14'	16'	18'	20'	22'	26'
<b>B</b>	Overall height. Standard roof pitch is 5/15						
	11'	11'5"	11'10"	12'3"	12'8"	13'1"	13'11"
<b>C</b>	Outside of post to outside of post						
	10'	12'	14'	16'	18'	20'	24'
<b>D</b>	Brace size (available in 2', 2' 6", 3')						
<b>E</b>	Header end detail.						
<b>F</b>	8' standard post length. Post length = distance to bottom of header						

\*Any pavilion larger than 18' x 18' will require additional post on eve side.

# Glazier Hideaway



## PICTURED STANDARD OPTIONS

- 12x18
- Cedar stain
- Black Ag metal roofing
- Scroll header end detail
- 3/12 roof pitch
- 2', 4' x 6' braces with curve
- 2 piece small post base

## PICTURED UPGRADES

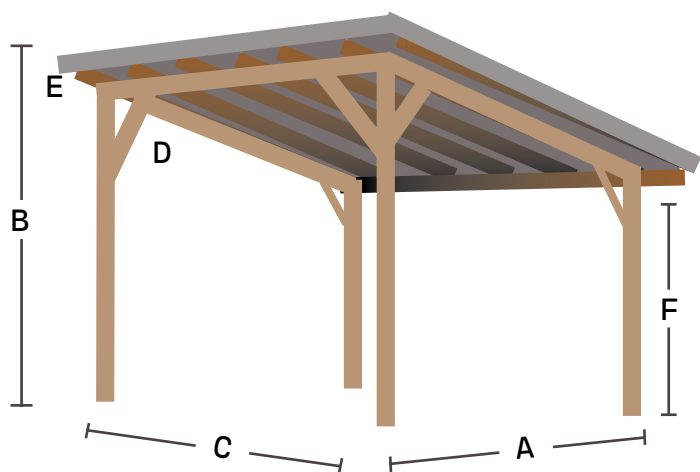
- Composite floor
- Cedar railing with post

This showpiece works beautifully for weddings, receptions, and grad parties. . . or as a classy parking spot cover. **THE GLAZIER HIDEAWAY** mixes modern and rustic for a crowd-pleasing addition to the outdoor spaces of wedding and event centers.



## Standard Construction

- 8x8 Post & 8x8 Headers
- 3x8 Rafters, 24" on Center
- Tongue & Groove Roof Decking
- Ag Metal or Asphalt Shingles
- Pre-cut, Pre-stained



## Specifications

### AVAILABLE SIZES :

	10'	12'	14'	16'	18'
<b>A</b>	Outside of roof to outside of roof standard overhang is 16"				
	14'	16'	18'	20'	22'
<b>B</b>	Overall height. Standard roof pitch is $\frac{3}{12}$				
	13'3"	13'9"	14'3"	14'9"	15'3"
<b>C</b>	Outside of post to outside of post				
	10'	12'	14'	16'	18'
<b>D</b>	Brace size (available in 2', 2' 6", 3')				
<b>E</b>	Header end detail.				
<b>F</b>	7' 6" standard post length. Post length = distance to bottom of back header				

\*Any pavilion larger than 18 x 18 will require additional post on eve side.

# Ledgefield



## PICTURED STANDARD OPTIONS

- 5x12
- Dark oak stain
- 2/12 roof pitch
- 3', 4' x 8' braces with curve

## PICTURED UPGRADES

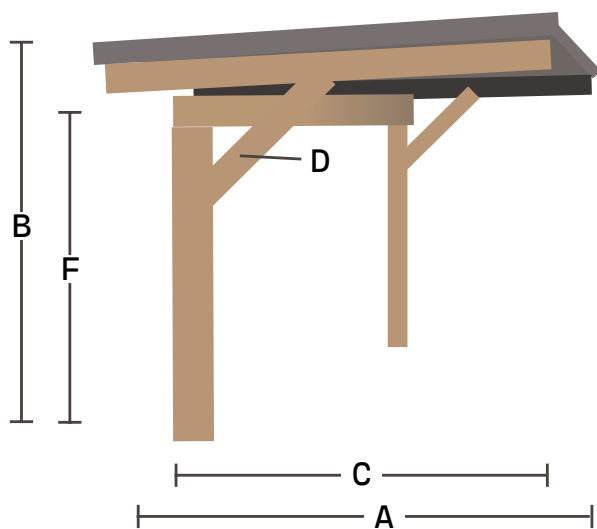
- Counter-top and grill
- Black standing seam metal roofing

**THE LEDGEFIELD** is ideal for those with limited space who still need robust shelter for their outdoor living space. This accent piece is the perfect cover for your outdoor kitchen without the interference of extra posts.



## Standard Construction

- 8x8 Post
- 8x8 Headers
- 6x8 Rafters, 4x6 Perlins
- Tongue & Groove Roof Decking
- Ag Metal or Asphalt Shingles
- Pre-cut, Pre-stained



## Specifications

### AVAILABLE SIZES:

	6'	8'
<b>A</b>	Outside of roof to outside of roof standard overhang is 16"	
	6'	8'
<b>B</b>	Overall height. Standard roof pitch is $\frac{3}{12}$	
	10'1"	10'6"
<b>C</b>	Outside of post to outside of post	
	4'	6'
<b>D</b>	Brace size (available in 3', 4')	
<b>E</b>	Header end detail.	
<b>F</b>	8' standard post length. Post length = distance to bottom of header	

# DenaLivue



## PICTURED STANDARD OPTIONS

- 20x40
- 6' x 12' pantry room, 6' x 10' storage room
- 3' x 6' & 12' x 12' pergola
- awnings, closed gable ends
- Granite top counter/bar area

## PICTURED UPGRADES

- Dark oak stain, Driftwood shingles
- Small 2 piece post base
- 12/12 roof pitch
- Scroll header end detail

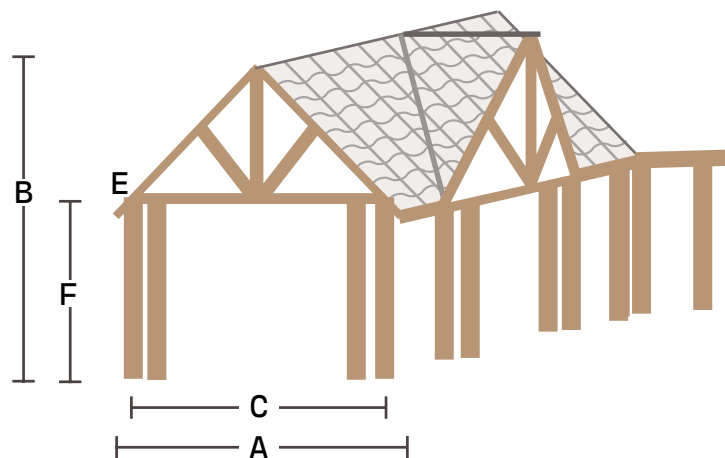
## SPEAKING OF GRAND!

This one goes all out. Create your own stunning backyard resort for relaxing times with friends. Why go away for vacation when you have a staycation-worthy pavilion in your backyard? Perfect for waterfront properties!



## Standard Construction

- 8x8 Post
- 8x10 Headers
- 4x8 Rafters or 6x8 Rafters
- 3 live gables
- Tongue & Groove Roof Decking
- Ag Metal or Asphalt Shingles
- Pre-cut, Pre-stained



## Specifications

### AVAILABLE SIZES :

	10'	12'	14'	16'	18'	20'	24'
<b>A</b>	Outside of roof to outside of roof standard overhang is 16"						
	12'8"	14'8"	16'8"	18'8"	20'8"	22'8"	26'8"
<b>B</b>	Overall height. Standard roof pitch is 1 1/2						
	14'7"	15'7"	16'7"	17'7"	18'7"	19'7"	21'7"
<b>C</b>	Outside of post to outside of post						
	10'	12'	14'	16'	18'	20'	24'
<b>D</b>	Brace size (available in 2', 2' 6", 3')						
<b>E</b>	Header end detail.						
<b>F</b>	8' standard post length. Post length = distance to bottom of header						

\*Any pavilion larger than 18' x 18' will require additional post on eve side. Max gable side header length is 36' without adding a post to the gable side.

# Combo lan Estate



## PICTURED STANDARD OPTIONS

- 16x20 w/ 8x20 pergola
- Teak stain
- Half square header end detail
- 7/12 roof pitch
- 2-piece large post bases

## PICTURED UPGRADES

- Metal shake roofing

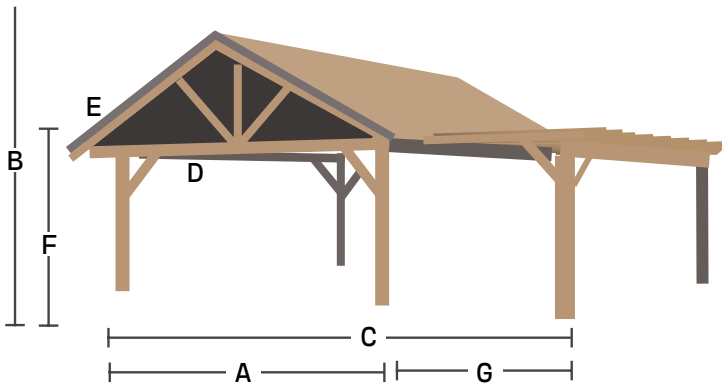
## THE COMBOLAN ESTATE

is a 2-in-1 outdoor space that combines pergola and pavilion. Enjoy the strengths of both in one lovely structure.



### Standard Construction

- 8x8 Post & 8x10 Headers
- 4x8 Rafters, 6x8 Gables, 24" on Center
- Tongue & Groove Roof Decking
- Ag Metal or Asphalt Shingles
- 3x3 Shade Cover Lattice
- Pre-cut, Pre-stained



### Specifications


#### AVAILABLE SIZES:

	10'	12'	14'	16'	18'	20'	24'
<b>A</b>	Outside of roof to outside of roof standard overhang is 16"						
	12'8"	14'8"	16'8"	18'8"	20'8"	22'8"	26'8"
<b>B</b>	Overall height. Standard roof pitch is 7/12						
	13'2"	13'11"	14'8"	15'5"	16'2"	16'11"	18'5"
<b>C</b>	Outside of post to outside of post						
	10'	12'	14'	16'	18'	20'	24'
<b>D</b>	Brace size (available in 2', 2' 6", 3')						
<b>E</b>	Header end detail.						
<b>F</b>	8' standard post length. Post length = distance to bottom of header						

\*Any pavilion larger than 18' x 18' will require additional post on eve side. Max gable side header length is 36' without adding a post to the gable side.

# Zion Resort

NEW  
Power  
Louvered  
design for  
your pick  
of sun or  
shade



## PICTURED STANDARD OPTIONS

- 12x12
- Black paint
- Square header end detail
- 1-piece post base
- Gray louvers

## PICTURED UPGRADES

- Composite floor

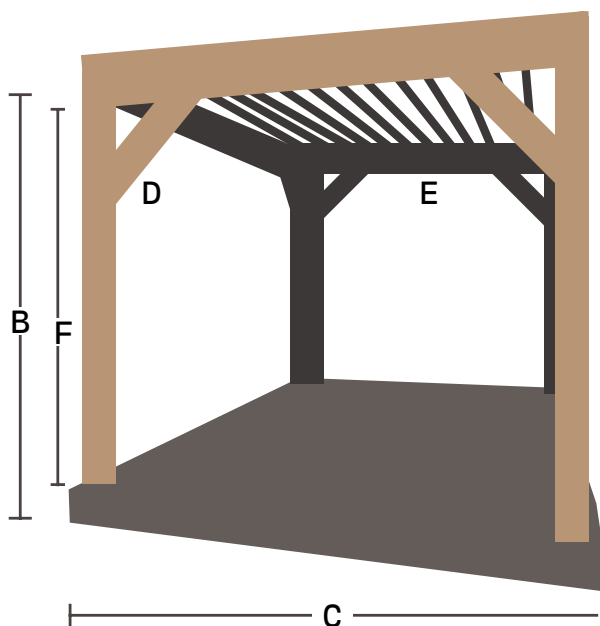
No more putting up with the hot sun or getting chased inside by a summer rain shower. The Zion Resort comes with an aluminum louvered system that you can open and shut with remote controls for overhead protection. It's the perfect blend of traditional and modern for a delightful outdoor experience!



- 100% weatherproof with louvers closed • Rust-free and maintenance-free aluminum
- Louvers rotate up to 90° so you can get the amount of light and air you need

### Standard Construction

- 8x8 Post
- 6x8 Header
- 4x6 Rafters
- 1x16 Face Boards
- Pre-cut, Pre-stained
- Aluminum Louvers
- 110v-12v Motor
- Remote Open and Close



### Specifications

AVAILABLE SIZES:							
	10'	12'	14'	16'	18'	20'	24'
<b>A</b>	Outside of roof to outside of roof "						
	10'6"	12'6"	14'6"	16'6"	18'6"	20'6"	24'6"
<b>B</b>	Overall height.						
	Outside of post to outside of post						
<b>C</b>	10'	12'	14'	16'	18'	20'	24'
<b>D</b>	Brace size (available in 2', 2' 6", 3')						
<b>E</b>	8' standard post length. Post length = distance to bottom of header						

\*Any pergola larger than 18 x 18 will require additional post on eve side.

# Highlan Oasis



## PICTURED STANDARD OPTIONS

- 14x16
- Cedar stain
- Square header end detail
- 2 piece large post base

## PICTURED UPGRADES

- Privacy curtains
- String lights
- 2' 4x4 braces without curve

# ShadeLan Retreat



## PICTURED UPGRADES

- String lights
- Chandelier

## STANDARD CONSTRUCTION

- 6' x 6' Post (7' 6" post length) & 6' x 8' Headers
- 2' x 6' Rafters, 24" on Center
- 2' x 2' shade cover 12" on center
- Pre-cut, Pre-stained

## PICTURED STANDARD OPTIONS

- 12x16
- Red Mahogany stain.
- 2', 4' x 6' braces without curve
- Half square header end detail
- 1 piece small post base